


CHRISTY[®]

MOIST MATERIAL

Dispensing Machines
prevent flow hang-ups



CMC

CHRISTY
MACHINE & CONVEYOR
Ingredient Dispensing Systems
Since 1953

Dispensers that offer a vast range of deposit solutions

Applications. Dry materials under humid or oily conditions or moist, self-adhering ingredients tend to agglomerate rather than flow freely. These include materials such as:



• wet onions



• crumb toppings



• cheese toppings

Also coconut, raisins, etc.; plus moisture-bearing industrial powders and resins.

*Christy Moist Material Dispensing
Machines--known as Recipro-Grater®--
automatically provide a continuous, controlled flow.*


Features

- Customized sizes: lengths and heights
- Every application geared for **consistent** results
- Infinite **speed controls** for a range of deposits
- Selection of **mountings** to fit your operation
- Integral **safety guards** prevent machine usage upon removal.....
- USDA-listed **hoppers** meet food processing standards
- Changeable **dispensing grids** for different materials are quickly removable for cleaning
- Totally-enclosed 1/2 hp. **motors** with washdown capability are standard (stainless steel also available).....
- DC or AC drive



Operation. Remarkably trouble-free, the dispenser consists of two counter-opposed stainless mesh grates or grid dies, driven in opposite directions by a single motor and gearbox. They are oriented in a deep "V", with the base riding on a horizontal food-grade bearing. As material drops into the "V", it is sheared and/or dispensed by the reciprocating action, assuring constant feed and preventing hang-up of material in the hopper. Each depositor system is a ready-to-run assembly.

Usage. The machines are versatile enough to be used for dispensing alone or for separating-and-depositing simultaneously. The variable speed control, range of sizes and types of mesh grids allow nearly an unlimited choice of material particle sizes and deposit rates. The steep walls of the hopper and the vibratory action of the reciprocating grids, agitating throughout the incline of the hopper, reduce or eliminate hang-ups. Internal, adjustable reduction plates can be adjusted to reduce deposit width. Pattern controls can be provided to place the topping in those required areas across the product zone.



Linkage (shown here with quick-release guard removed) is easily disconnected by taking off a single bolt, allowing grate to be removed for cleaning.


Grids and hoppers. Removable, **standard** grids have 45° angled mesh for cutting action. The angle of the grid accentuates the separating action. The flat grid has less shear. Optional grids of varying mesh densities and configurations can be furnished on order. Vertical pattern control plates can prevent outside overspray.

Hoppers can be loaded automatically or manually. Capacities are varied to meet your needs or space requirements. When an exceptionally wide deposit area is called for, two--or more--dispensing machines can be staggered for coverage.


Mounting options. The C-FRAME mount on casters allows easy movability. BRACKETS, RAILS and PIVOTS can be furnished for attachment to horizontal or vertical surfaces.

Free testing on problem materials is available from Christy. After we discuss your requirements with you, we ask that you provide a 20-lb. sample for testing. Christy machines have solved many sticky problems--likely we can solve yours, too.

Standard Grid



Flat Grid




Optional Equipment

- Automatic start/stop controls
- Controls can be on-machine or remote; digital readouts available
- Types of motors available include explosion proof, AC, DC or pneumatic
- Conveyor/depositor systems
- Fill systems, and recovery systems for recycling
- Internal agitation
- Product sensors
- Speed indicators
- Special controls: electromechanical, optical, counting, time delay, explosion-proof
- Dispensing pattern controls
- Custom hoppers, including insulation, water jackets, hinged lids

See our Accessories folder for all available options



C-frame configuration allows movement from one processing line to another.



Conveyor assembly is movable, incorporating a Christy Moist Material Depositor. Many conveyor types are available.

What makes Christy the industry leader?

For half a century, Christy has solved material dispensing requirements in thousands of applications. As a result, Christy has earned a worldwide reputation for quality machines that work with reliability.

Along with this recognition, we have become experts in the top and surface coating field. Likely, we can solve *your* coating process problems, too. Call us today.

Christy manufactures machines such as these to automate your coating process:

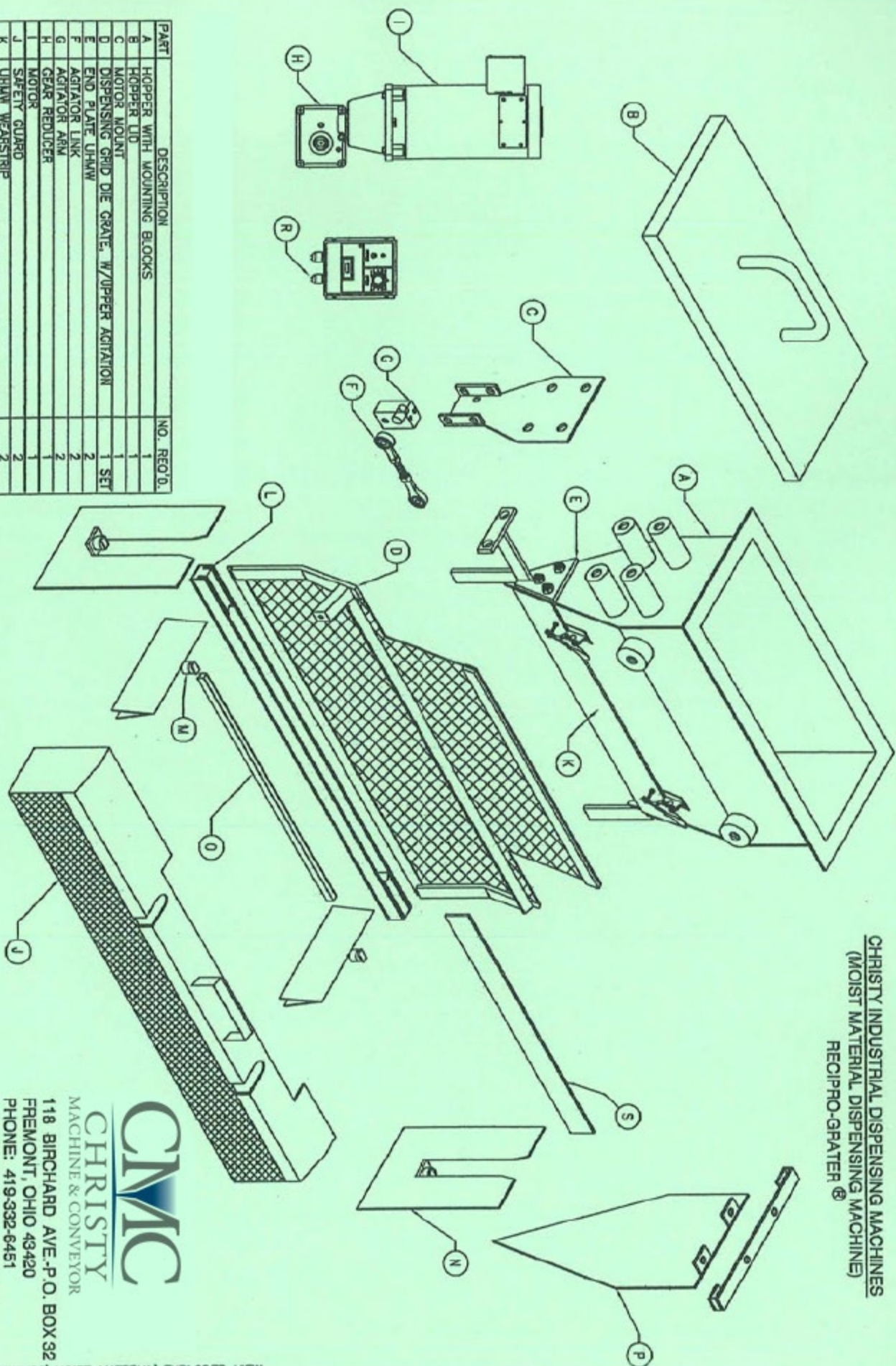
- Dry Material Dispensing
- Moist Material Dispensing
- Cohesive Material Dispensing
- Fine Grain Material Dispensing
- 360° Coating
- Agglomerated Material Deposition
- Spot Deposition on Round Products
- Icing Coating
- Bottom Dusting
- Extrusion Coating



P.O. Box 32 • 118 Birchard Avenue • Fremont, OH 43420
419 332-6451 • Fax: 419 332-8800

Made in U.S.A. • Covered by U.S. and foreign patents.
Trademarks registered. Printed in the U.S.A. • © 2000 Christy Machine Company.

CHRISTY INDUSTRIAL DISPENSING MACHINES
(MOIST MATERIAL DISPENSING MACHINE)
RECIPRO-GRAFTER ®



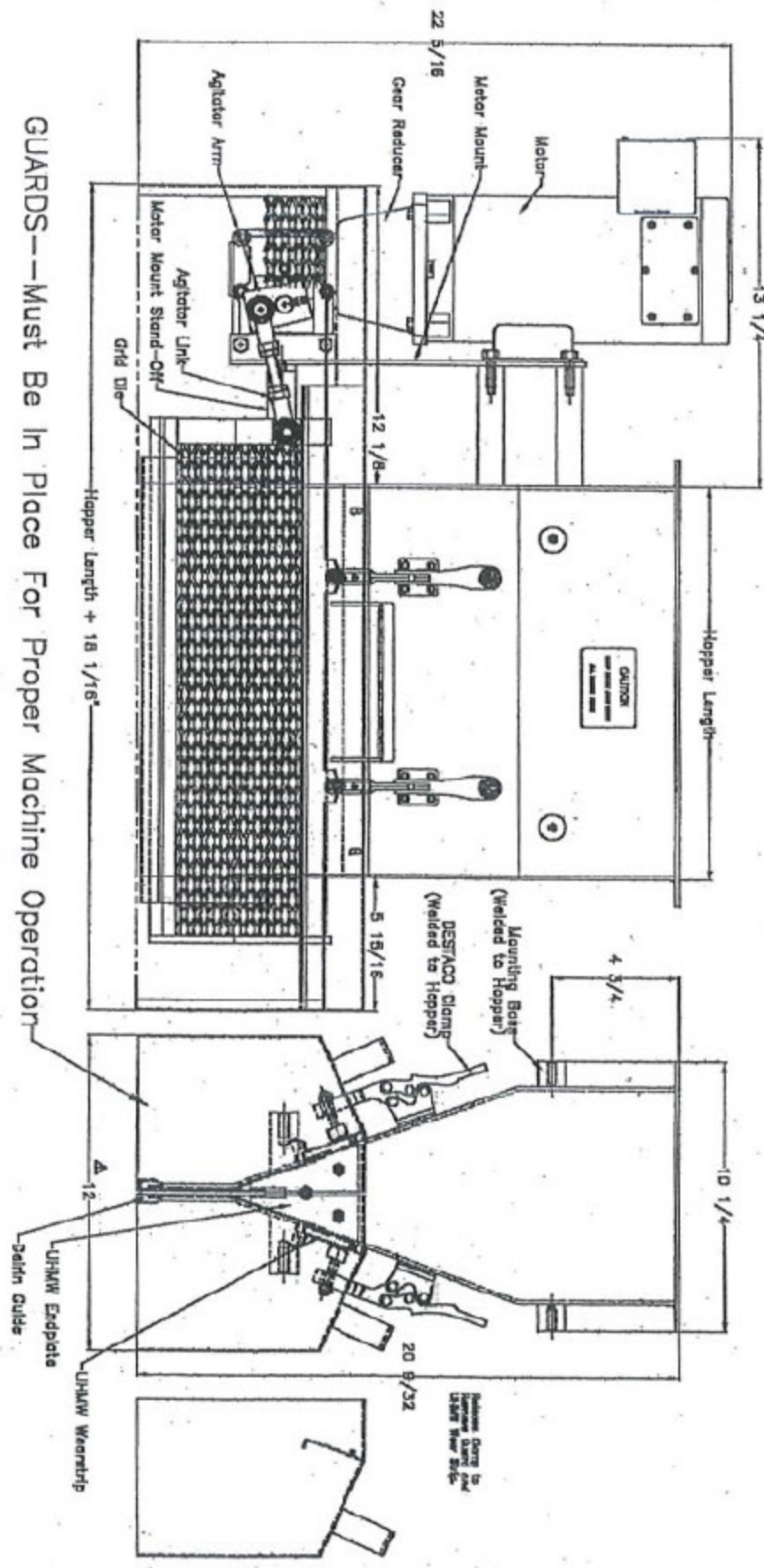
PART	DESCRIPTION	NO. REQ'D.
A	HOPPER WITH MOUNTING BLOCKS	1
B	HOPPER LID	1
C	MOTOR MOUNT	1
D	DISPENSING GRID DIE GRATE, W/UPPER AGITATION	1 SET
E	END PLATE UHMW	2
F	AGITATOR LINK	2
G	AGITATOR ARM	2
H	GEAR REDUCER	1
I	MOTOR	1
J	SAFETY GUARD	2
K	UHMW WEARSTRIP	2
L	DETRAIN GUIDE TROUGH ASSEMBLY	1
M	PATTERN CONTROL (OPTIONAL)	2 +
N	END DEFLECTOR (OPTIONAL)	2
O	PATTERN CONTROL BAR (OPTIONAL)	1
P	INTERNAL REDUCTION PLATE (OPTIONAL)	2
Q	PATTERN CONTROL BAR (OPTIONAL)	1
R	INTERNAL REDUCTION PLATE (OPTIONAL)	2
S	Mimark M12340TC CONTROLLER	1
T	UHMW Grate Blockoff	1

CMC
CHRISTY
MACHINE & CONVEYOR

118 BIRCHARD AVE., P.O. BOX 32
FREMONT, OHIO 43420
PHONE: 419-332-6451
TOLL FREE: 888-332-6451
RANDY FIELDING

TO ORDER PARTS
SPECIFY MACHINE
MODEL NUMBER
AND SIZE.

TOLERANCES: .XXX ±.001 .XX ±.010 .X ±.100 FRACTIONS ±1/64" Angular ±1°



GUARDS--Must Be In Place For Proper Machine Operation

Dimension and Layout Sheet

REV	BY	DESCRIPTION	DATE	CAD DIRECTORY: MDM	MODEL:
1	RL	was 11" wide--extended for better clearance	12/20/94		

SHT.: 1/1	SCALE: None	DATE: 10/14/94	DRAWN BY: RL	DWG: GEN1
-----------	-------------	----------------	--------------	-----------



Moist Material Dispensing Machine

B