



MODEL DFG-100

Full-Size Standard Depth Dual Flow Gas Convection Oven



OPTIONS AND ACCESSORIES (AT ADDITIONAL CHARGE)

- **Legs/casters/stands:**
 - ☐ 6" (152mm) seismic legs
 - ☐ 6" (152mm) casters
 - ☐ 4" (102mm) low profile casters (double only)
 - ☐ 25" (635mm) stainless steel open stand with rack guides
- **Controls:**
 - ☐ SSI-D - Solid state infinite control w/digital timer
 - ☐ SSI-M - Solid state infinite control w/manual timer
 - ☐ SmartTouch touchscreen control allows cooking with timer and core probe simultaneously. Includes shelf timing, cooking compensation and multi-shelf recipes. Holds up to 255 recipes.
- **Gas hose w/quick disconnect restraining device:**
 - ☐ 48" (1219mm) hose
 - ☐ 36" (914mm) hose
- ☐ Controls on the left side
- ☐ Stainless steel oven liner
- ☐ Extra oven racks
- ☐ Stainless steel solid back panel
- ☐ Gas manifold (for double sections)
- ☐ Prison package (includes security control panel and stainless steel back)
- ☐ Security control panel
- ☐ Flue connector

OPTIONS AND ACCESSORIES (AT NO CHARGE)

- ☐ Solid stainless steel doors

Project _____

Item No. _____

Quantity _____

Standard depth baking compartment - accepts five 18" x 26" standard full-size baking pans in left-to-right positions.

All data is shown per oven section, unless otherwise indicated.

Refer to operator manual specification chart for listed model names.

EXTERIOR CONSTRUCTION

- Stainless steel front, top, and sides
- Dual pane thermal glass windows encased in stainless steel door frames
- Powder coated door handle with simultaneous door operation
- Triple-mounted pressure lock door design with turnbuckle assembly
- Modular slide out front control panel for easy cleaning
- Solid mineral fiber insulation at top, back, sides and bottom

INTERIOR CONSTRUCTION

- Full angle-iron frame
- Double-sided porcelainized baking compartment liner (14 gauge)
- Aluminized steel combustion chamber
- Dual inlet blower wheel
- Five chrome-plated racks, eleven rack positions with a minimum of 1-5/8" (41mm) spacing
- Removeable crumb trays
- Interior halogen lights

OPERATION

- Dual Flow Gas system combines direct and indirect heat
- Electronic spark ignition control system
- Removable dual tube burners
- Pressure regulator
- Manual gas service cut-off switch located on the front of the control panel
- Air mixers with adjustable air shutters
- Solid state thermostat with temperature control range of 200°F (93°C) to 500°F (260°C)
- Two speed fan motor (single speed in CE model)
- 1/2 horsepower blower motor with automatic thermal overload protection
- Control area cooling fan
- Two halogen oven lamps

STANDARD FEATURES

- SSD - Solid state digital control with LED display, Cook & Hold and Pulse Plus®
- 25" (635mm) adjustable stainless steel legs (for single units)
- 6" (152mm) adjustable stainless steel legs (for double sections)
- Draft diverter or draft hood for venting (select one)
- Three year parts and two year labor warranty
- Five year limited oven door warranty*

* For all international markets, contact your local distributor.




BLODGETT OVEN COMPANY

www.blodgett.com

44 Lakeside Avenue, Burlington, VT 05401
Phone: (802) 658-6600 • Fax: (802) 864-0183

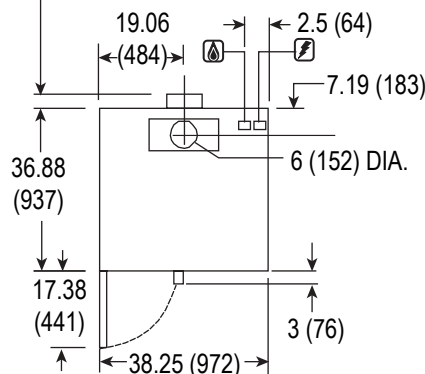


MODEL DFG-100

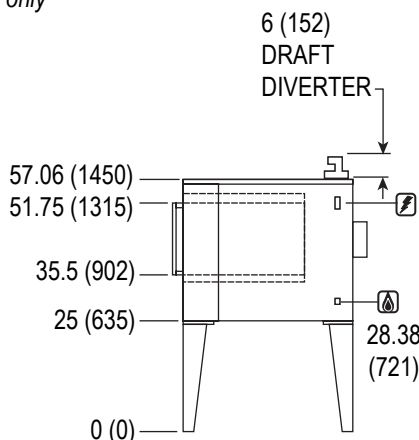


APPROVAL/STAMP

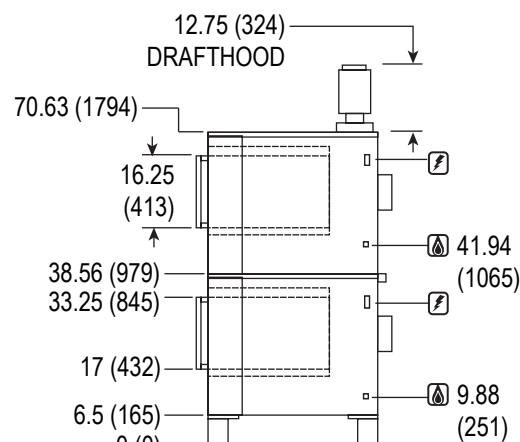
3.25 (83) TWO SPEED FAN
2.63 (67) SINGLE SPEED FAN *CE Units only*



TOP VIEW



SINGLE



DOUBLE

DIMENSIONS ARE IN INCHES (MM)

SHORT FORM SPECIFICATIONS - Provide Blodgett full-size convection oven model DFG-100, (single/double) compartment. Each compartment shall have (porcelainized/stainless) steel liner and shall accept five 18" x 26" standard full-size bake pans. Stainless steel front, top and sides. Doors shall be (solid stainless steel/ have dual pane thermal glass windows) with single powder coated handle and simultaneous operation. Unit shall be gas heated with electronic spark ignition and shall cook by means of a dual-flow system combining direct and indirect heat with a gas shutoff switch on the front of the control panel. Air in baking chamber distributed by dual inlet blower wheel powered by a two-speed (single speed for CE model), 1/2 HP motor with thermal overload protection. Each chamber shall be fitted with two halogen lamps, five chrome-plated removable racks and removable crumb trays. Control panel shall be recessed with solid state digital control with LED display, Cook & Hold and Pulse Plus. Provide three years parts, two year labor and five year door warranty. Provide options and accessories as indicated.

DIMENSIONS:

Floor space	38-1/4" (972mm) W x 36-7/8" (937mm) D
Product clearance	
Oven Back	0" from combustible and non-combustible construction.
Oven Sides	2" from combustible and non-combustible construction.
Interior	29" (737mm) W x 20" (508mm) H x 24-1/4" (616mm) D
If oven is on casters:	
Single	Add 4-1/2" (114mm) to all height dimensions
Double	Height dimensions remain the same
Double Low Profile	Subtract 2.5" (64mm) from all height dimensions

GAS SUPPLY:

3/4" NPT	
Manifold Pressure:	Natural - 3.5" W.C. Propane - 10" W.C.
Inlet Pressure:	Natural - 7.0" W.C. min. - 10.5" W.C. max. Propane - 11.0" W.C. min. - 13.0" W.C. max.

MAXIMUM INPUT:

Single	55,000 BTU/hr (16.2 Kw)
Double	110,000 BTU/hr (32.4 Kw)

POWER SUPPLY:

115 VAC, 1 phase, 6 Amp, 60 Hz., 2-wire with ground, 1/2 H.P., 2 speed motor, 1120 and 1710 RPM
230V CE model, 1 phase, 3 Amp, 50 Hz., 2-wire with ground, 1/2 H.P., 1 speed motor, 1440 RPM
6' (1.8m) electric cord set furnished on 115 VAC ovens only.

Blodgett recommends a Pass & Seymour, model 2095, GFCI for this oven.

MINIMUM ENTRY CLEARANCE:

Uncrated	32-1/16" (814mm)
Crated	37-1/2" (953mm)

SHIPPING INFORMATION:

Approx. Weight:

Single	590 lbs. (268 kg)
Double	1095 lbs. (497 kg)

Crate sizes:

37-1/2" (952mm) x 43-1/2" (1105mm) x 51-3/4" (1315mm)

NOTE: The company reserves the right to make substitutions of components without prior notice

BLODGETT OVEN COMPANY

www.blodgett.com • 44 Lakeside Avenue, Burlington, VT 05401 • Phone: (802) 658-6600 • Fax: (802) 864-0183